

NLN Materials- E-Learning

NLN Materials Round 4 project has been designed and developed e-learning materials for ACL (Adult and Community Learning). The following areas are being developed over the next few months: Family Learning, ESOL, Modern Foreign Languages, Making Learning Work for you

These materials, along with a vast amount of other materials from other curriculum areas are available online at:

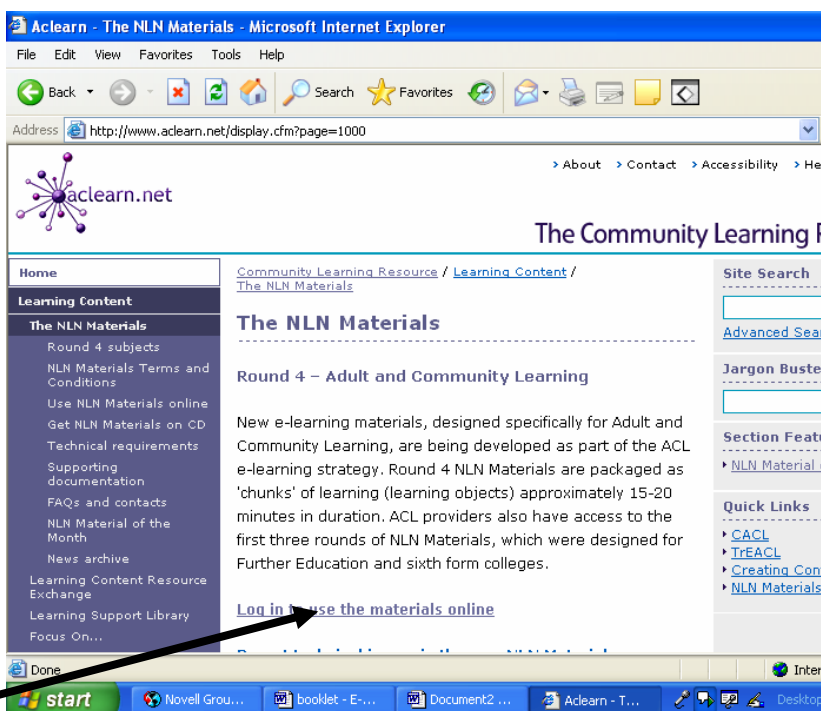
www.aclearn.net/nln-materials

Accessing materials online

You, as an Adult Education Teacher for North Yorkshire County Council Community Education, will need to know the password - **huddle**

The learner password for learners of North Yorkshire County Council Community Education is **scoop**

1. Open up the webpage.



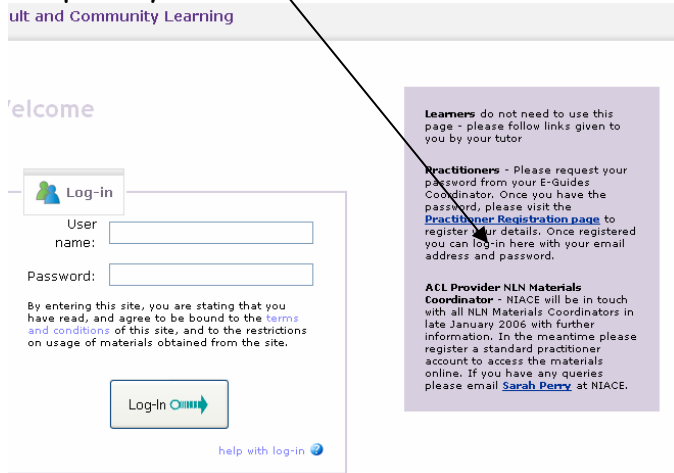
2. Log in to use the materials



If you would like the information in any other form please ring 01609 532590

3. During your first visit, you need to register.

Select the Practitioner Registration page and complete your details.



Future log-in

Once registered you will be able to log-in direct from this page.

Your user name will be your **email address** and the password will be **huddle**

4. Register your details.

First-name: *enter your name*

Surname: *enter your surname*

RSC area: select *Yorkshire and Humberside*

ACL provider: select *North Yorkshire County Council*

Username - this **MUST** be your NYCC email address ie

name.surname@northyorks.gov.uk

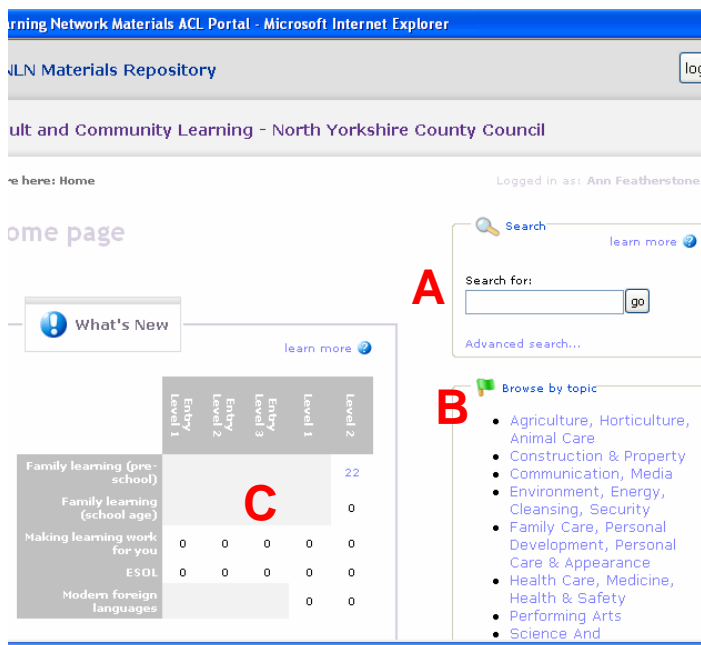
If you don't have a NYCC email address please contact Lisa Pickering on 01609 532194

Password: *huddle*

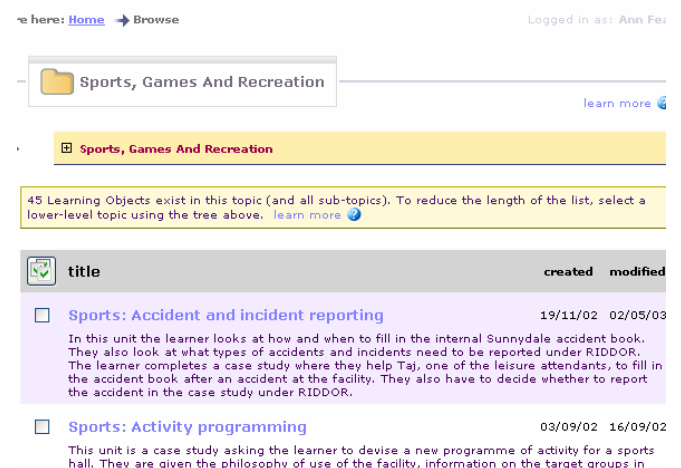
Target platform: *select CD or DVD*



5. You can search for a resource, using the search box (A) enter a single text or in the Advanced search enter subject and level, or browse a topic (B). It also shows what's new and the latest releases(C).

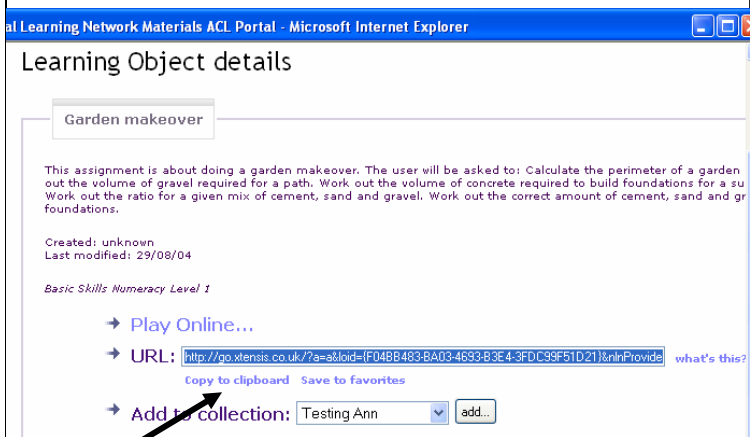


6. Reviewing Materials, when a subject, topic or result of a search contains Learning Objectives, a list is displayed showing all the found Learning Objectives. This list contains information about each Learning Objectives available at present, including its title, a brief description, the date it was created, and the date it was modified. *Click on a title to select.*



7. Learning Objective details. After you have clicked on a title of the resource it will go to a more detailed page of information about that resource.

Play online allows you to view the content, or add the individual Learning Objective to a collection.



Add to an existing collection or create a new list.

8. Making a collection. Collections let you group together one or more resources which you can then make available to your learners. You can make a collection from the Home Page and/or add resources to a new or existing collection at any time you are searching or browsing the site.

Once a collection is completed it will have its own web-link (URL). You can give the web-link to your learners so that they can access the collection themselves. (don't forget they will need to have their password - **scoop**)

9. Your collection. You can determine who else can see your collection. Choose from:

- Private** - only the original creator can see the collection. (see note 10)
- Provider** - any other practitioner accounts within your provider can also see the collection, ie other Adult Education Teachers within NYCC can see the collection
- Public** - anyone can view the collection.

10. Your collection.

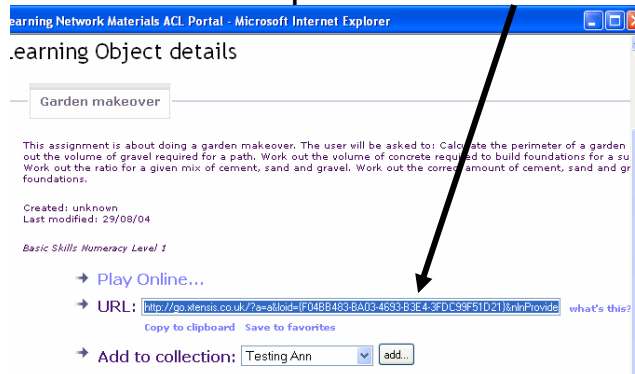
Collection visibility does not affect whether learners can view a collection. Any collection they access using the collection's URL will be available, regardless of its visibility setting.

Visibility only controls access to view the collection. Only the original creator of the collection can ever edit it.

Collections are always visible to the NLN Materials Coordinators with NYCC. The Materials Coordinators for NYCC are Ann Featherstone and Mark Bonney.

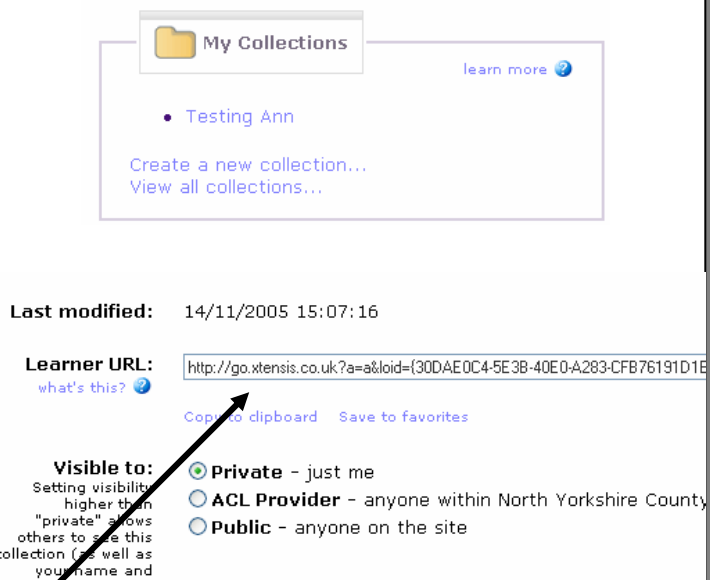
11. Learners accessing a resource.

If you want the learner to have just one resource, you then need to give them the URL for that particular resource.



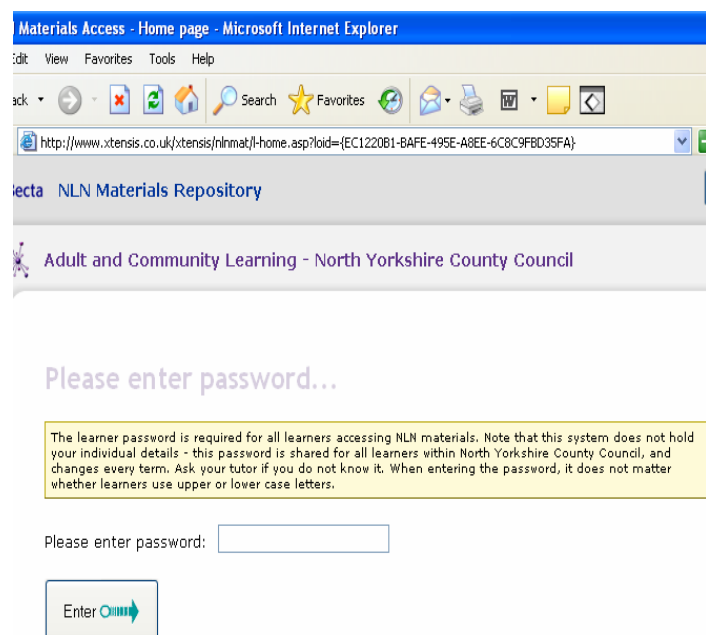
Click the copy board link to use the link elsewhere. For example, you could then paste it into an email or print it out for your learners. If you receive an error using the copy to clipboard, click the URL text box with your right mouse button and choose "copy".

12. Your collection. If you would like to give the URL of your collection to your learners, on the home page, select **My Collection**.



Copy the Learner URL and pass to the learner either via email, or paste to a word document and print out.

13. The Learners. The Learner will enter the URL link into the address section of ie Internet explorer. Please remember to give the Learner the NYCC password, **scoop**



The four rounds of NLN e-learning materials have been funded by the Learning and Skills Council to support post-16 learning. All materials may be used by ACL practitioners. The materials are created as 'learning objects', which are 'chunks' of learning that can be used by individuals or by groups in face-to-face teaching, and can also be combined with other materials and used for distance learning.

Individual learner profiles are not recorded by the system.

For help and support accessing the information please contact
ann.featherstone@northyorks.gov.uk
Tel: 01609 532590 or
mark.bonney@northyorks.gov.uk
Tel: 01609 532476

